




LOCATION
Lake Yale Baptist Conference Center
39034 County Road 452
Leesburg, FL 34788



FLORIDA TROPICAL WEAVERS GUILD

2020 CONFERENCE BROCHURE



GENERAL INFORMATION AND POLICIES

Event Dates

March 19 - 22, 2020

Registration

Opens on November 17, 2019 at 6:00 am for those who paid dues by September 30, 2019.

Opens on December 15, 2019 at 6:00 am for all other registrants.

Closes on March 1, 2020 at 11:59 pm.

Cancellation

The last day to cancel is March 1, 2020 at 11:59 pm. There is a \$30 cancellation fee, which will be retained from the amount paid when you registered.

Lake Yale Policies

The following policies are instituted by the venue.

1. Lake Yale is an ALCOHOL-FREE and SMOKE-FREE campus.
2. Cooking is allowed in RVs, but not in rooms.
3. Pets are NOT permitted.
4. WiFi is available in the meeting rooms and Fellowship Hall.



Schedule

Thursday

- 11:30 Registration desk opens
Guild Table set up starts
- 12:00 Lunch
- 1:00 Miniclasses
Fiber Exhibit Registration opens
- 5:30 Dinner
- 6:30 District Meetings
- 7:00 Evening Entertainment

Friday

- 7:30 Breakfast
- 8:00 Fiber Exhibit Registration opens
- 9:00 Workshop Session
- 12:00 Lunch
- 1:30 Workshop Session
- 5:30 Dinner
- 6:30 Fiber Exhibit Opens
Vendors Open
- 7:00 Evening Entertainment

Saturday

- 7:30 Breakfast
- 9:00 Workshop Session
- 10:00 Share Your Craft demos
- 12:00 Lunch
- 1:30 Workshop Session
- 1:30 Share Your Craft demos
- 5:30 Dinner
- 7:00 Evening Entertainment
- 8:00 Vendors Close

Sunday

- 7:30 Breakfast
- 8:30 Fiber Exhibit closes
- 9:00 Check out of rooms
Workshop Session
- 12:00 Lunch
- 1:30 Guild tables packed up no later
than this time.



Elizabeth Williamson, Executive Director of HGA speaking during an evening program at FTWG 2019



7 (Cindy Knisley) and 5 (Diane Drutowski) telling attendees about 75th Anniversary activities taking place during FTWG 2019.

Fees

Thursday Miniclasses

Each miniclass has a separate registration fee and may also have a materials fee. For exact fees, see the miniclass descriptions starting on page 6.

Registration fees are collected as part of registration while materials fees are paid directly to the instructor during the class.

Additional miniclasses may be added after the brochure is published. Check the website for up-to-date information.

2.5 Day Workshops

These workshops are all day Friday, all day Saturday, and Sunday morning. Each attendee registers for only one workshop and spends the entire weekend in that workshop.

The registration fee is \$260 for FTWG members and \$295 for all others, regardless of which workshop you choose. The workshop may also have a materials fee, which will vary from one workshop to the next. The materials fees are included in the workshop descriptions, which start on page 10.

Registration fees are collected as part of registration while materials fees are paid directly to the instructor during the class.

Stay & Play

\$30. This option is for those who would like to stay onsite during Conference, but are not taking a 2.5-day Workshop. The registration fee covers your registration packet, swag bag, and admission to all activities other than classes.

Onsite Accommodations

RV Site

\$25 / night / site (not per person). In addition, each person staying in the RV must pay the Lake Yale Baptist Center Facility Fee, described below. Meals are not included in the RV site rental fee. If staying in an RV, you can purchase meals in the cafeteria, as described below.

Motel-Style

The motel-style rooms have either one king or two double beds. The motels are two stories. During registration, you may request the first floor and / or a handicap-accessible room. Double Occupancy rates are per person.



4 Nights

(Wed, Th, Fri, Sat), includes 10 meals starting with Thursday lunch
\$400 Single Occupancy
\$285 Double Occupancy

3 Nights

(Th, Fri, Sat), includes 9 meals starting with Thursday dinner
\$320 Single Occupancy
\$235 Double Occupancy

2 Nights

(Fri, Sat), includes 6 meals starting with Friday dinner
\$215 Single Occupancy
\$160 Double Occupancy

Meals

All onsite meals are served in the cafeteria at specific times.

Meals are not included for anyone staying in an RV or offsite, but you may choose to purchase meals.

Some meals are included for those staying in an onsite motel, as indicated in the room descriptions on the preceding page. You may purchase additional meals, if desired.

All attendees must make meal purchases in advance, as part of registration; it is not possible to purchase meals onsite during the conference.

Breakfast

\$8; 7:30 am - 8:30 am

Lunch

\$11; 12 noon - 1 pm

Dinner

\$15; 5:30 pm - 6:30 pm



Facility Fee

Lake Yale Baptist Center charges a \$12 daily facility fee. This fee runs from noon to noon.

The fee is included in the cost of motel accommodations.

Day trippers, anyone staying offsite, and anyone staying in an RV must pay this fee separately. Those registering for the conference pay the fee as part of the registration process. Day trippers **may either preregister or pay onsite.**



THURSDAY MINICLASSES

Basket Weaving over a Glass Jar with Jan Oberlag and Mary Lou Elliott

Skill Level: All skill levels.

Class Length: 3 hours

Class Description

In this class you will learn to insert spokes into a finished woven base. You will learn twill patterns and how to shape the weaving to the mold.

Several colors of reed will be available. The basket is topped off with a finished beechwood lid.

Registration fee of \$15.

Materials fee of \$20 for pattern, mold, dyed and natural reed, finished lid, and embellishments.

Students to bring scissors.



Boho Bracelet

with Lori Wolak



Skill Level:

Must know rigid heddle weaving basics.

Class Length: 3 hours

Class Description

Weave a 2" wide bracelet. You will warp the loom in class.

The instructor brings warp yarns and a few weft yarns. You bring scraps for weft decorations -- a little goes a long way!

Registration fee of \$35 includes all materials.

Students to bring a 15" or smaller rigid heddle loom with an 8 dent reed and all accessories to clamp loom for warping, shuttles, weaving comb, a weight for tensioning warp, scissors, measuring tape, tapestry needle, assorted materials for weft (yarn, thread, strips of fabric, etc.)

Cold Connection Earrings and More

with Brenda Gregory

Skill Level: All skill levels.

Class Length: 4 hours

Class Description

Cold connecting is a way to join pieces of metal without heat and solder. We will make a pair of textured sterling silver earrings and a pendant from old metal buttons. Skills learned: texturing metal with stamps and hammers, cutting and filing metal, applying patina and basic cold connection techniques.

Registration fee of \$40.

Materials fee of \$15 includes silver (sheet & wire), base metal, chain, and findings.

Students to bring old metal buttons that they are willing to hammer flat.



Continuous Strand Weaving on a 12” Loom

with Cindy Knisely

Skill Level: All skill levels.

Class Length: 3 hours

Class Description

You will weave one or more dishcloths on a 12” Hazel Rose Square Loom. In addition to instructions for continuous strand weaving, the instructor will share many project ideas. Students will leave the class with a finished project, the loom, and materials and ideas for future projects. If you weave lots of towels, the continuous strand dishcloths are the perfect ‘go along’ gift!

Registration fee of \$20.

Materials fee of \$35 includes a 12” Hazel Rose square loom in oak or cherry, accessories, yarn, and teaching packet.



Screen Printing

with Sara Norine



Skill Level: Beginner to Intermediate.

Class Length: 3 hours

Class Description

We will explore various aspects of screen printing. We will review how traditional screens are made and then roll up our sleeves and get printing on both fabric and paper. Students will choose from a variety of screens brought by the instructor and then use paper stencils and various other techniques to customize your design.

Registration fee of \$40.

Materials fee of \$15 for inks, large heavy bodied papers, and various fabrics.

Students may bring fabrics and other printable objects from home, if desired.

Temari Balls

with Ellen Turner

Skill Level: All skill levels.

Class Length: 3 hours

Class Description

Temari are traditional Japanese embroidered balls. It is a centuries old folk art originally made of kimono scraps wrapped in silk, and first used as a toy. Later they came to be given as a treasured present for a birthday or a New Year's gift. Modern-day Temari make beautiful displays with their kaleidoscopic colors, and can be hung on holiday trees or arranged on stands or in glass bowls.

Registration fee of \$25 includes materials.



2.5-DAY WORKSHOPS

18th Century Linens with Melissa Weaver Dunning

Skill Level: Intermediate. Must be able to bring a warped loom to class.

Class Description

There are many beautiful linen patterns from the 18th and 19th century that were woven by professional and home weavers alike. Every weaver with an interest in historical weaving should try linen! In this class you will sample Bronson, Huck, M's & O's, Dimity, and three kinds of Twill in linen and in cotton. You will learn about linen finishing and distressing, and discuss efficient 18th century warping & beaming techniques. Most drafts are four-harness, but some eight-harness drafts are available.

Materials fee of \$30 for a yarn kit, postage, and handouts.

Students to bring a warped loom, two to three shuttles, bobbins, tape measure, scissors, note-taking tools.



Bullseyes, Bobbles, and Blends

with Rhonda Altman

Skill Level: Beginner.

Class Description

Polymer clay is a versatile medium. A large part of its popularity is that it is easy to work with and only requires a home oven to cure the clay. We will be discussing the various types of polymer clay and each of their characteristics, so you know how to pick the right clay for your project. You will also be introduced to the works of well-known polymer clay artists and their particular styles.



Over the 2.5 days, you will learn basic cane building and color theory and design your own necklace, brooch, and / or earrings.

Materials fee of \$10 for jewelry findings, blades, cording, and cleaning kit.

Students to bring a pasta machine, a 12x12 smooth tile, and an acrylic rod. Students who sign up for the class will receive a syllabus with a detailed supply list.

The instructor is contacting a polymer clay company regarding a donation of clay for the class. If they are unable to donate, students will need to bring 5 to 6 blocks of polymer clay. The instructor will know a couple months before class, and will let students who are signed up for the class know if they need to bring clay or not.

Gourd Fiber Fun

with Fonda Haddad

Skill Level: All levels.

Class Description

Using cleaned and pre-cut gourds, we will create three art objects. We will learn a variety of techniques including twining, Teneriffe, weaving, dream catchers, and the use of stains and ink dyes.

Friday will be basic basketry with twined reed and seagrass with the embellishment of Cherokee Curls. Starting with a gourd bowl, you will cut out the spaces for the seagrass and flat reed spokes. You may dye the gourd or keep it natural. Twining will secure the spokes and a reed border will complete the rim.

Saturday we will concentrate on embellishing with the lace technique of Teneriffe, which is usually associated with the middle of pine needle baskets. We will use it in open spaces, as stitches for button/ bead flowers or other objects, and as an overlay of painted inks.

Sunday will feature the dipper gourd. We will drill holes in the stem and warp it as a mini tapestry. The dipper will be drilled for a dream catcher with beads and feather embellishment.

Materials fee of \$45 for all the materials and tools needed to complete the projects.

Students to bring an apron and an old towel. Students are welcome to bring any tools they already own, if they prefer to use their own. Students are encouraged to bring any embellishments they would like to incorporate into their projects.



Huck with Color & Weave Effects

with Tom Knisely

Skill Level: Intermediate. Must be able to warp loom prior to class, read a draft, and handle more than one shuttle.

Class Description


In this workshop, we will be pushing the boundaries of traditional Huck Lace. For generations, Huck Lace has been woven in cotton or linen with warp and weft threads of the same size and color, allowing the warp floats and weft floats to be the focus of the pattern.

In this class, we will apply color and weave theory to a Huck threading. Light and dark color threads will be arranged in a specific order and treadled and woven with alternating color arrangements to create beautiful fabrics that go way beyond the normal traditions of weaving Huck lace.

You will weave a sampler threaded in a gamp format. You will arrange different color and weave threadings in the same basic four-shaft Huck threading. Numerous treadling combinations will give you dozens of different fabric samples to weave and explore. Requires a minimum of a four-harness loom.

Materials fee: None

Students to bring a prewarped loom (instructor will send directions), three shuttles, bobbins, bobbin winder, scissors, notebook, tape measure, pins and weights for broken warp ends or floating selvages, remaining warp threads to use as weft, any additional colors of thread that you might want to try during class, and any other weaving tools you like to have available.



An Introduction to Harness Weaving

with Mary Scott

Skill Level: All levels.

Class Description

This workshop is for those who want to learn or refresh skills on a 4-harness table or floor loom. Students will participate in planning a project, measuring and making a warp, learning the proper names for tools and loom parts, dressing the loom, and learning the proper way to prepare shuttles. If time allows, everyone will get a chance to weave on a warped loom.

Looms may be borrowed from the instructor at no charge but must be reserved by March 1, 2020. You may also borrow a loom from a friend or rent one from a local guild. If you plan to bring a loom rather than borrowing one from the instructor, please contact the instructor before March 1, 2020 to discuss its suitability for the class.



Materials fee of \$25 for a handouts, sample yarns, the use of instructor's equipment (tools, winders, warping boards, shuttles, etc.), warp and weft yarns for sample making.

Students to bring a 3-ring binder, pencil with good eraser, note paper, scissors, measuring tape, two contrasting colored pencils. Optional: Reading glasses, magnifying glass, work lamp, stool or bench, one boat shuttle with bobbins, one stick shuttle at least 10" long.

Khmer Hol & Indigo Dye

with Barb Cabral

Skill Level: No dyeing experience required.

The yarns we dye will not be woven as they will be taken home wet. You need the skill to warp and weave with the yarn once you are home.

Class Description

Khmer textiles are among the most intricate and beautiful silk ikats in the world. This workshop focuses on learning the techniques used by Cambodian artists to create these 2/1 twills with patterned wefts. Working with natural fibers (tencel, cotton, silk, or wool) and indigo dyes, yarns will be tied and dyed during the workshop. You will have the opportunity to study Khmer textile samples and you will learn to graph designs. You will then make preliminary samples and learn to create individual designs.



A variety of bright colors and neutral colors may be used. Working with indigo on white, a range of blues will be achieved through repeated dipping. When bright colors are used, a different range of blended colors will be achieved.

Materials fee of \$10 for dye, distilled water, resists for tying, graph paper, handouts, and warping pegs.

Students to bring a minimum of four ounces 10/2 tencel or other natural fiber for weft and up to one pound of additional fiber for warp. Two C clamps to hold warping pegs or a frame for tying. Students will receive specs for building a frame, if desired. Three different colors of pencils. Scissors, plastic bags for carrying wet yarn home, gloves, apron, safety glasses, mask for dye day, tags.



Pin Loom Weaving A to Z

with Meg Stump

Skill Level: All levels.

Class Description

Explore the world of pin loom weaving from soup to nuts, stem to stern, first date to final rose. We will start by learning to weave on the pin loom and create a first project: your choice of a rose or coasters. Learn and practice the essential pin loom joining techniques. Build your own collection of weft float pattern samples. You can choose to start your own shawl or scarf right in class. You may also weave and construct a Spirit Horse, including your choice of embellishments. Finish a weekend of fun and laughter knowing that you can carry this relaxing, portable technique any place you go.

Materials fee of \$20 includes all supplemental weaving tools, yarn for in-class samples, and complete instruction sheets.

Students to bring a 4" pin loom that comes with a 6" weaving needle. Options include the Zoom Loom (in stores or online, made by Schacht), a vintage pinloom (Weave-it or Weavette available on Ebay), or a hand-crafted pin loom (through Etsy or Hazel Rose Looms).

You may wish to bring yarn or embellishments. If you'd like to make a scarf, you need approximately 160 yards of DK or worsted weight yarn.



Tablet Weaving Basics and Beyond

with John Mullarkey


Skill Level: Beginner.

Class Description

We will start with threaded-in patterns. These are wonderful multi-colored patterns that appear as if by magic. Simple turning creates complicated patterns because of the setup. Then we will move to Sulawesi tablet weaving, named for the Indonesian Isle of the same name. Bold patterns in three colors require following charts and individual card turning to create the patterns.

Materials fee of \$15 for 20 cards and a shuttle.

Students to bring four balls or cones of 10/2 mercerized cotton or #10 crochet cotton, each at least one ounce. Three colors are required, one cone each of colors A and B, two cones of color C. The colors should contrast.



Wedge Weave Fundamentals

with Connie Lippert



Skill Level: Intermediate. Must be able to warp your own loom.

Class Description

In contrast to most weaves which are woven on a plane horizontal to the loom, wedge weave is woven on the diagonal. This results in a weft-faced weaving with many distinctive characteristics and exciting design potential. You will work on your own prewarped loom to explore wedge weave through hands on experience as well as with detailed handouts and images.

Materials fee of \$6 for handouts, chipboard loom materials, plastic needle, yarn.

Students to bring

- A table, floor, or tapestry loom warped in plain weave at 6 EPI with 8/4 linen at 594 / lb. Mirrix looms need a finer warp and weft (more details will be in the class description on the ftwg.org website).
- Approximately one pound wool weft in several colors but one weight, ranging from 260 to 350 yards / pound.
- Six 1/8 inch dowels several inches longer than the width of your warp, if using a table or floor loom.
- Heavy beating fork
- Flat shuttles 6 to 10 inches long
- Scissors (for fiber and paper), ruler, pencil, tapestry needle.

The Whole Shebang: Dye, Card, Spin, and Weave

with Kelly Agrue



Skill Level: Beginner to Intermediate. Must be able to spin a basic singles yarn.

Class Description

In this class you will learn to dye roving and wool locks that you will eventually spin into beautiful art yarns. We will start our experience dyeing with acid dyes. We will then move on to carding the dyed roving and other fibers into fluffy, textured art batts. Then you will learn to core spin those batts into fabulous art yarn. Finally, we will weave a one-of-a-kind scarflet using the cut strand method on a tri-loom.

Materials fee of \$65 for all dyes, fibers, use of tri-loom and drum carders during class.

Students to bring a waterproof apron, gloves, mask, and safety glasses for dye day. Spinning wheel with at least three bobbins, a niddy noddy and any extra fibers you might want to spin. Any other yarn you want to incorporate into your weaving.

Woodturning

with Dan Hoffman

Skill Level: All levels.

Class Description

We will work on our wood turning techniques AND add color to all of the turned pieces, as desired. Students will be able to expand on the adding of color to all of their work. You will start with a chunk of wood and end up with a dyed bowl.

Materials fee of \$25 for wood, dyes, and tools used in class. An additional \$25 if you would like to rent a lathe.

Students to bring a smock if you have one. The instructor will furnish some.





Color signifies life

- Betty Edwards